

Triangle Tax District and Special Tax District Through March 31, 2018

Durham County Board of Commissioners
June 4, 2018



Triangle Tax District and Special Tax District

Financial Activity

of

Durham County Transit Plan



Durham Transit Plan 2017



Let's Talk about Transit Improvements



Increasing Service - FY 2016 to FY 2018



30 minute frequency

#700 Durham to RTC
#800 Chapel Hill to RTC
#800/S/5 Modified Route

Express (AM/PM Peak)

#ODX Hillsborough/Mebane
to Duke/Durham Station*
#DRX Durham Station/Duke to
NCSU/Raleigh

15 minute frequency

#5 Fayetteville-NCCU-Southpoint
#10 South Square/ New Hope Commons-
Chapel Hill Road- Durham Station
#3 Holloway-the Village-
Geer-Glenview Station



Increased Frequency

#12 NCCU-Highway 54/55
#14 Highway 54/55-Southpoint

Longer Span

#15 Brier Creek-TW Alexander

New Route

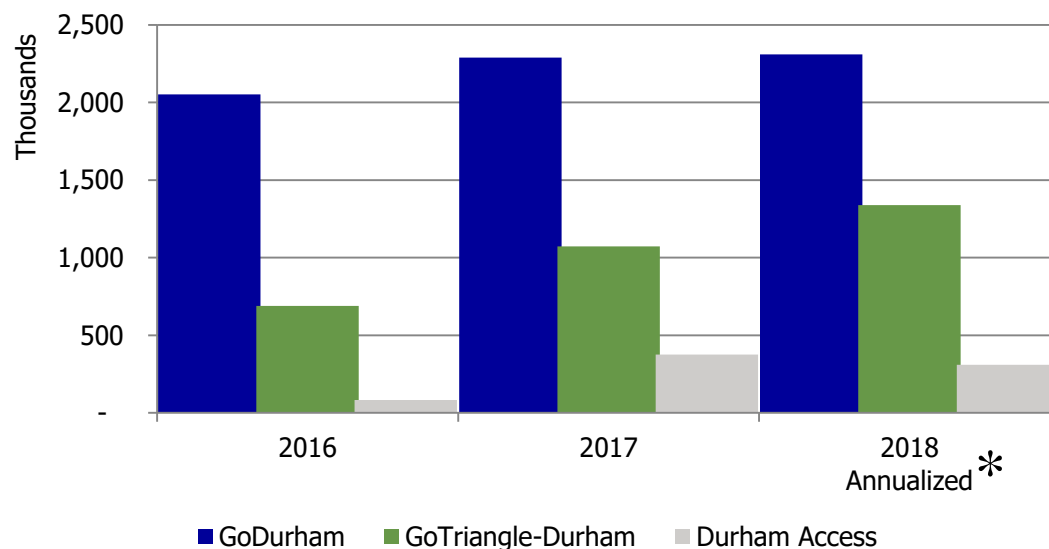
#20 Hope Valley Commons-
Duke Hospital






More On-Demand Trips

Growing need for services

Related Costs - FY 2016 to FY 2018



	2016	2017	2018 Annualized *
 GoDurham	2,053,376	2,289,040	2,309,237
 GoTriangle-Durham	689,306	1,073,033	1,338,853
 Durham Access	82,931	376,322	309,744
Total Transit Service	\$ 2,825,613	\$ 3,738,395	\$ 3,957,835

* Annualized = Assume average of Q1-3 in of spending in Q4. Q4 spending may be different

FY 2018 Vehicles Purchased



*Durham County Transit
Plan provides 50 %
match*



Orange<->Durham

